

Date:	Project:	Type:	Notes:	Catalog #:
-------	----------	-------	--------	------------

DL-AOK SERIES LED Commercial Downlight

The DL series is a high-performance field adjustable downlight optimized for new construction and retrofit applications. Change both lumen output and color temperature with the flick of a switch.



Features & Specifications

Applications

Ideal for use for hospitality, retail, office and other commercial lighting applications.

Construction

Die-cast aluminum flange finished and smooth trim with a post-production baked white powder coat. Plastic driver housing and frosted plastic lens.

Mounting

Recessed. Spring loaded retention clips.

Electrical

Utilizes high-efficiency LED power supply and circuit boards. 120/277VAC standard. Multi-color switch (30K, 35K, 40K & 50K). 50/60HZ, 0-10V dimming. <20% THD.

Beam Angle

90° beam angle

Operating Temperature

Suitable for -20°C – 40°C Ambient

Lumen Maintenance

L70 rating of 50,000 hours

Warranty

Five-year warranty. Terms and Conditions Apply. See warranty documentation for more information.

Certification

ETL listed. IP Wet Rated. Adheres to LM79, LM80 and TM21 industry standards. Energy Star Compliant. California JA8 Title 24 Compliant. FCC certified. RoHS compliant.



Performance Data

FSC Part #	Form Factor	Rated Wattage	Delivered Lumens	Efficacy	CRI
DL-6-AOK	6"	7	600	86	>90
		9	750	86	>90
		11	950	86	>90
DL-8-AOK	8"	12	1000	83	>90
		16	1500	94	>90
		22	2000	91	>90
DL-10-AOK	10"	32	3000	94	>90
		37	3500	95	>90
		43	4000	93	>90

EMR Performance Data

FSC Part #	Form Factor	Rated Wattage	Delivered Lumens	Efficacy	CRI
DL-6-AOK-EMR	6"	12	1000	83	>90
		14	1200	86	>90
		19	1700	89	>90
DL-8-AOK-EMR	8"	14	1300	93	>90
		19	1800	95	>90
		25	2400	96	>90
DL-10-AOK-EMR	10"	34	3000	88	>90
		39	3500	90	>90
		45	4000	89	>90

IC Rated: Used in insulated ceiling



Insulation Contact (IC) rated recessed light is one, which can be used in a ceiling that is insulated without running the risk of overheating. Usually, IC rated recessed lights are rated for 75 watts. The IC rated lights are usually rated for a maximum of 100 watts. As long as the wattage limit of 100 watts is followed, **the IC rating will help reduce the chances of fires.**

Most IC rated lighting fixtures can apply the double-can or can within a can' approach. This is whereby one metal can is installed over the other or in place of existing housing aperture. This will not affect the IC rating, only the outer can will have direct contact with insulation and remains cool enough to control the heat generated by the lighting fixture hence preventing fires caused by overheating.

Snap clips allow for installation with or without a commercial recessed frame or rough-in template. Using the existing fixture or frame kit will not affect the ratings.

Catalog Ordering

Sample Part # DL-6-AOK

DL								
1	2	3						

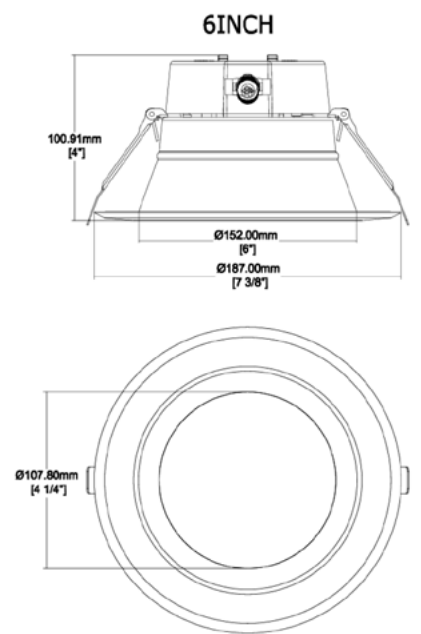
1 - Series	2 - Diameter in Inches	EMR Performance	3 - Type	4 - Accessories
DL	6 (7 Watt - 600 lumens) (9 Watt - 750 lumens) (11 Watt - 950 lumens) 8 (12 Watt - 1000 lumens) (16 Watt - 1500 lumens) (22 Watt - 2000 lumens) 10 (32 Watt - 3000 lumens) (37 Watt - 3500 lumens) (43 Watt - 4000 lumens)	6 (12 Watt - 1000 lumens) (14 Watt - 1200 lumens) (19 Watt - 1700 lumens) 8 (14 Watt - 1300 lumens) (19 Watt - 1800 lumens) (25 Watt - 2400 lumens) 10 (34 Watt - 3000 lumens) (39 Watt - 3500 lumens) (45 Watt - 4000 lumens)	AOK (Adjustable Output and Kelvin Temp 30K, 35K, 40K & 50K)	EMR T24 Emergency Battery DL-GR-6/8 (6/8" Goof Ring for 6") DL-GR-8/10 (8/10" Goof Ring for 8") DL-GR-10/12 (10/12" Goof Ring for 10")

Physical Characteristics

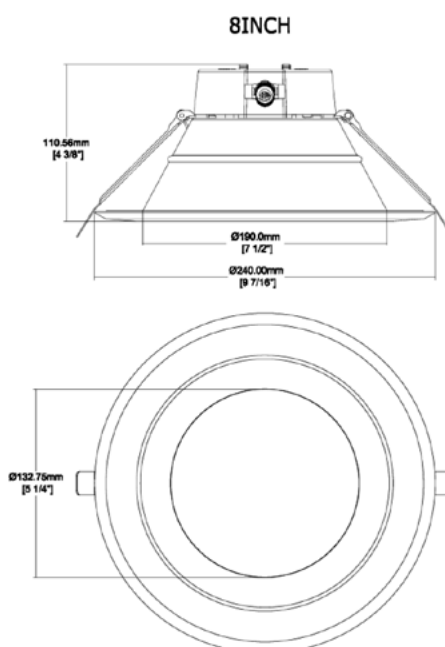
Dimensions

Version	Depth	Cut-Out Dimension	Lens Diameter	Outer Edge	Weight
6"	4"	6"	4 1/4"	7 3/8"	.89lbs
8"	4 3/8"	7 1/2"	5 1/4"	9 7/16"	1.12lbs
10"	4 3/8"	8 1/16"	5 11/16"	11 1/4"	1.40lbs

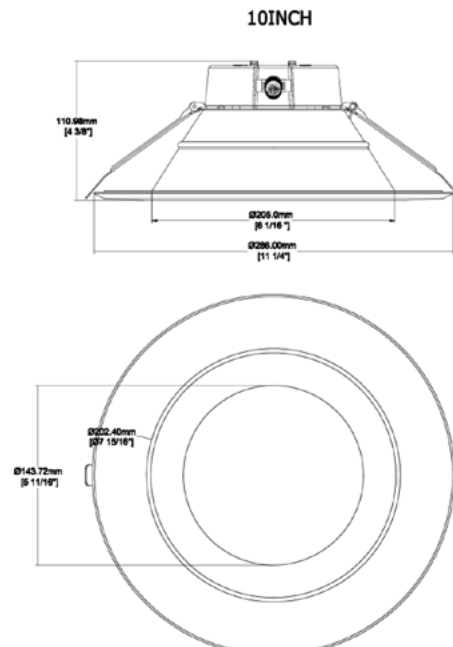
6" Downlight



8" Downlight



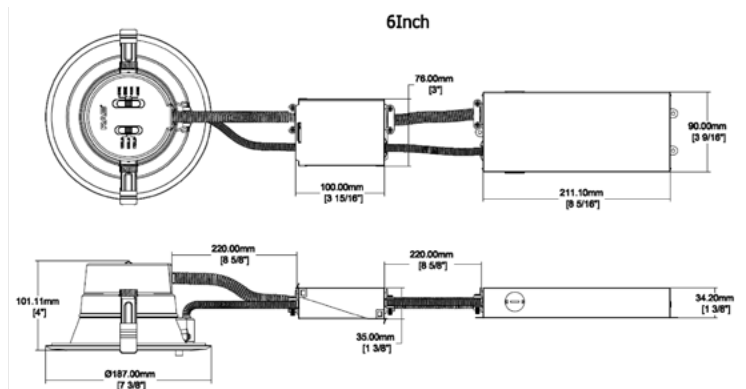
10" Downlight



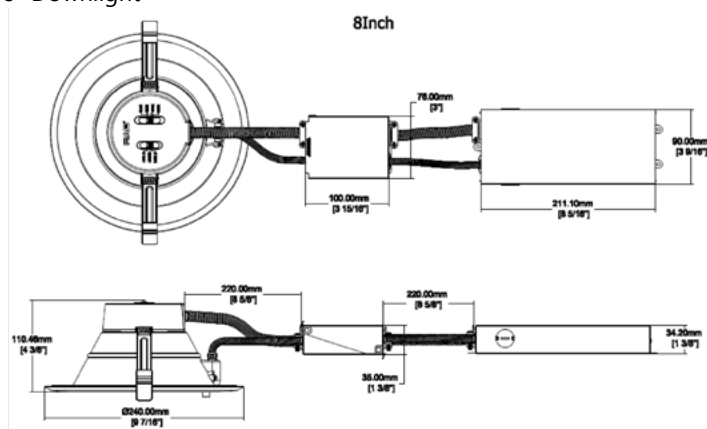
Physical Characteristics

Dimensions for EMBB version

6" Downlight



8" Downlight



10" Downlight

