

Date:	Project:	Type:	Notes:	Catalog #:
-------	----------	-------	--------	------------

CP-AOK SERIES Adjustable LED Canopy

The CP-AOK Series is great for commercial and industrial applications. Adjustable output and color temperature options makes the CP-AOK canopy light the ideal solution in building entrances and drive-through entryways and provide added visibility for pedestrians and vehicles.



Applications

Ideal for use in exterior commercial and industrial building entrances, drive-through entry ways, and overhangs in hotels, schools, offices, gas, and service stations.

Construction

Housing made from die-cast aluminum. Polycarbonate lens.

Mounting

Surface Mount.

Electrical

Utilizes high-efficiency LED power supply and circuit boards. 120-277V & 0-10V dimming standard. 50/60HZ input frequency. 6KV Surge Protection.

Operating Temperature

Suitable for -40°C – 40°C Ambient

CRI

70+

Finish

Standard in dark bronze.

Warranty

Five-year warranty. Terms and Conditions Apply. See warranty documentation for more information.

Certification

UL Wet Listed. Adheres to LM79, LM80 and TM21 industry standards. DesignLights Consortium® (DLC) Pending. IP65 Rated.



Catalog Ordering

Sample Part #CP-S-4L-AOK

Series	Size & Lumens	Type	Finish
CP			
CP	S-4L (Small / 24W-32W-40W) M-9L (Medium / 45W-60W-75W)	AOK (Adjustable Output and Kelvin Temp 30K, 40K & 50K)	Blank (Standard Dark Bronze)

Performance Data

Electrical Data

FSC Part #	Form Factor	Rated Wattage	Kelvin Temp	Delivered Lumens	Efficacy	CRI
CP-S-4L-AOK	Small	24	3000	3160	135	>70
		24	4000	3270	141	>70
		24	5000	3259	136	>70
		32	3000	4278	131	>70
		32	4000	4455	139	>70
		32	5000	4375	131	>70
		40	3000	5015	128	>70
		40	4000	5245	136	>70
		40	5000	5132	127	>70
CP-M-9L-AOK	Medium	45	3000	6601	144	>70
		45	4000	6976	155	>70
		45	5000	6722	141	>70
		60	3000	8137	135	>70
		60	4000	8708	148	>70
		60	5000	8208	132	>70
		75	3000	9375	129	>70
		75	4000	10121	145	>70
		75	5000	9631	129	>70

Drivers: 120-277V

CP (Small)

24W: 120V: 0.195A, 277V: 0.101A

32W: 120V: 0.270A, 277V: 0.131A

40W: 120V: 0.330A, 277V: 0.155A

CP (Medium)

45W: 120V: 0.380A, 277V: 0.163A

60W: 120V: 0.500A, 277V: 0.230A

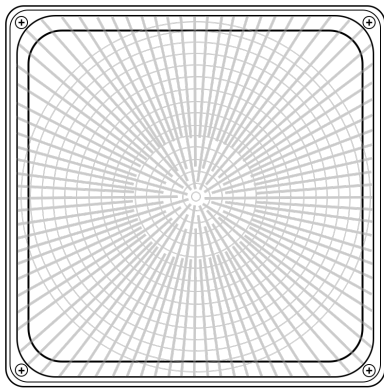
75W: 120V: 0.590A, 277V: 0.280A

Physical Characteristics

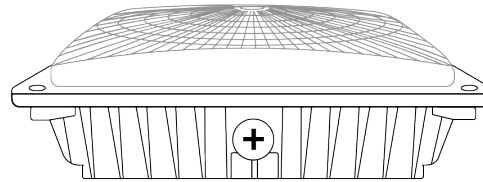
Dimensions

Version	Depth	Length	Width	Weight
Small	3.35"	9.5"	9.5"	15.2 lbs
Medium	3.35"	12.4"	12.4"	16 lbs

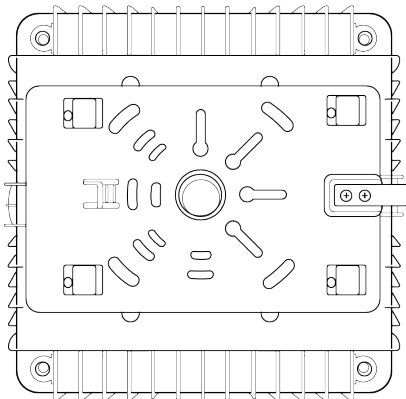
Top View



Side View



Back View



Notes