

Date:	Project:	Type:	Notes:	Catalog #:
-------	----------	-------	--------	------------

L8500 SERIES LED Strip (L-Bar)

The L8500 Series LED Strip is a functional multi-purpose LED Strip that incorporates premium performance and construction durability.



Features & Specifications

Applications

Ideal for use in warehouses, distribution centers, parking garages, stairwells and corridors.

Construction

Housing made from die formed heavy gauge pre-painted cold rolled steel and is finished with a post- production white polyester polymer.

Mounting

Surface mount individually or in continuous rows. Chain or cable Mount Ready. Cord and plug options offered.

Electrical

Utilizes high-efficiency LED power supply and circuit boards. 120-277V & 0-10V dimming standard. 480V option. 50/60HZ input frequency.

Operating Temperature

Suitable for -40°C – 40°C Ambient

Lumen Maintenance

L70 rating of 398,000 hours

Warranty

Five-year warranty. Terms and Conditions Apply. See warranty documentation for more information.

Certification

ETL Compliant. Adheres to LM79, LM80 and TM21 industry standards. DesignLights Consortium® (DLC) qualified¹. RoHS Compliant. Buy American Act Compliant.

Performance Data

Form Factor	Rated Wattage	Tested Wattage	Delivered Lumens	Efficacy	CRI
2FT	12W	14.5W	1,746 LM	120 LPW	>84
2FT	25W	28.5W	3,178 LM	111 LPW	>84
4FT	12W	14.5W	1,746 LM	120 LPW	>84
4FT	25W	28.5W	3,178 LM	111 LPW	>84
4FT	25W	28.5W	3,439 LM	121 LPW	>84
4FT	50W	55.0W	6,355 LM	121 LPW	>84
8FT	12W	14.5W	1,746 LM	120 LPW	>84
8FT	25W	28.5W	3,178 LM	111 LPW	>84
8FT	25W	28.5W	3,439 LM	121 LPW	>84
8FT	50W	55W	6,355 LM	121 LPW	>84



L85									
1	2	3	4	5	6	6	6	6	6

1 - Series	2 - Length in Inches/Wattage	3 - Color Temp (CCT)	4 - Transmission/ # of Bars
L85	24 - 212 (2' Fixture/ 2' - 12 Watt LightBar) 24 - 225 (2' Fixture/ 2' - 25 Watt Light Bar) 48 - 212 (4' Fixture/ 2' - 12 Watt Light Bar) 48 - 225 (4' Fixture/ 2' - 25 Watt Light Bar) 48 - 425 (4' Fixture/ 4' - 25 Watt Light Bar) 48 - 450 (4' Fixture/ 4' - 50 Watt Light Bar) 96 - 212 (8' Fixture/ 2' - 12 Watt LightBar) 96 - 225 (8' Fixture/ 2' - 25 Watt Light Bar) 96 - 425 (8' Fixture/ 4' - 25 Watt Light Bar) 96 - 450 (8' Fixture/ 4' - 50 Watt Light Bar)	3 (3000 Kelvin Temp) 35 (3500 Kelvin Temp) 4 (4000 Kelvin Temp) 5 (5000 Kelvin Temp)	S1 (Standard Light Transmission 80%/ 1 Light Bar) S2 (Standard Light Transmission 80%/ 2 Light Bars) ² H1 (High Light Transmission 94%/ 1 Light Bar) H2 (High Light Transmission 94%/ 2 Light Bars) ²

5 - Controls

OS (Occupancy Sensor)
PRGOS-LS ([Sensorswitch LSXR-ADC-3v Occ Sensor w/ Dimming Photocell](#))
PRGOS-LR ([IRTEC LRD509 Programmable Occ Sensor w/ Remote Control](#))
PRGOS-FS ([Wattstopper FSP211 Programmable Occ Sensor w/ Remote Control/ Integral and J-Box](#))

6 - Options

EM5W (Battery Backup, 5 Watts, ~650 lumens)³
EM10W (Battery Backup, 10 Watts, ~1300 lumens)³
EM5WT20 (Title 20 Compliant Battery Backup, 5 Watts, ~650 lumens)³
EM10WT20 (Title 20 Compliant Battery Backup, 10 Watts, ~1300 lumens)³
480SD (480 Step-Down)
10GL ([10' Loop w/ Gripple Hanging Kit](#))⁴
PLG (6' SJT Cord & Plug)
NCH (No Channel)

Notes

- 1 Not all versions of this product may be DLC Premium qualified or DLC qualified. Please check the DLC Qualified Products List at www.designlights.org/ to confirm which versions are qualified.
- 2 Two bar configuration is only available in 8FT form factor.
- 3 Lumens will change based on fixture selection. Consult with factory for additional options.
- 4 Hanging kit is manufactured by Gripple Inc.

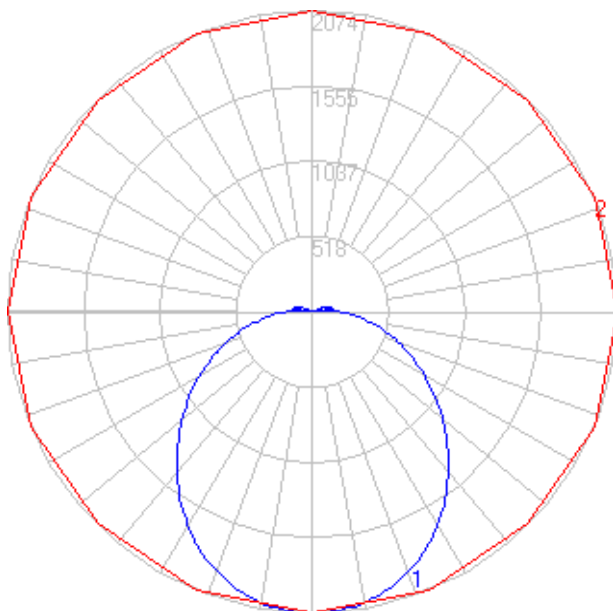
Photometric Data

L8548-4505-H1 Tested in accordance to IESNA LM-79

Zonal Lumen Summary

Zone	Lumens	%Luminaire
0-10	196.34	3.11%
10-20	564.31	8.94%
20-30	858.29	13.59%
30-40	1035.97	16.40%
40-50	1071.69	16.98%
50-60	970.76	15.38%
60-70	761.85	12.07%
70-80	491.60	7.79%
80-90	232.29	3.68%
90-100	47.36	0.75%
100-110	62.85	0.99%
110-120	16.85	0.26%
120-130	0.94	0.01%
130-140	0.77	0.01%
140-150	0.72	0.01%

Polar Graph

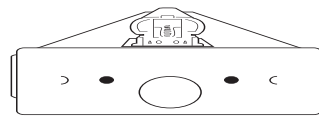


Physical Characteristics

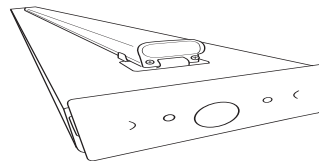
Dimensions

Version	Depth	Length	Width	Weight
2FT	1.87"	24.0"	4.37"	3lbs
4FT	1.87"	48.0"	4.37"	6lbs
8FT	1.87"	96.0"	4.37"	12lbs

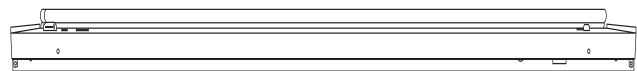
End View



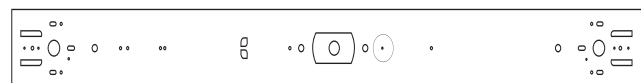
End/ Top Close-Up View




Side View



Bottom View



Top View



Options

PRGOS-LO (IRTEC LOD509 Bi-Level Occ Sensor w/ Photocell)



NCH (No Channel)

