

Date:	Project:	Type:	Notes:	Catalog #:
-------	----------	-------	--------	------------

L7400 SERIES LED Troffer

The L7400 Series is designed to distribute light spaciouly along both vertical and horizontal planes.



Features & Specifications

Applications

Ideal for use in offices, retail, schools, hallways, multi-purpose rooms and hospitality.

Construction

Housing made from cold rolled steel and is finished with a post-production baked white powder coat. Frosted diffuser.

Mounting

Recessed mount. Surface mount option offered.

Electrical

Utilizes high-efficiency LED power supply and circuit boards. 120-277V & 0-10V dimming standard. 50/60HZ input frequency.

Operating Temperature

Suitable for -20°C – 40°C Ambient

Lumen Maintenance

L70 rating of 122,000 hours

Warranty

Five-year warranty. Terms and Conditions Apply. See warranty documentation for more information.

Certification

UL Damp Listed. Adheres to LM79, LM80 and TM21 industry standards. DesignLights Consortium® (DLC) qualified¹. RoHS Compliant.

Performance Data

Form Factor	Rated Wattage	Tested Wattage	Delivered Lumens	Efficacy	CRI
2x2	18W	18W	2,250 LM	125 LPW	>84
2x2	25W	25W	3,125 LM	125 LPW	>84
2x2	30W	30W	3,750 LM	125 LPW	>84
2x2	35W	35W	4,375 LM	125 LPW	>84
2x4	30W	30W	3,750LM	125 LPW	>84
2x4	34W	34W	4,250 LM	125 LPW	>84
2x4	45W	45W	5,625 LM	125 LPW	>84
1x4	35W	35W	4,375 LM	125 LPW	>84



L74								
1	2	3	4	5	5	5	5	5

1 - Series	2 - Dimensions/Wattage	3 - Color Temp (CCT)	4 - Version
L74	22- 18W (2x2 / 18 Watt) 22- 25W (2x2 / 25 Watt) 22- 30W (2x2 / 28 Watt) 22- 35W (2x2 / 35 Watt) 24- 30W (2x4 / 30 Watt) 24- 34W (2x4 / 34 Watt) 24- 45W (2x4 / 45 Watt) 14- 35W (1x4 / 35 Watt)	35K (3500 Kelvin Temp) 40K (4000 Kelvin Temp) 50K (5000 Kelvin Temp)	E5 (DLC Version 5.0)

5- Options

- EM5W** (Battery Backup, 5 Watts, ~650 lumens)²
- EM10W** (Battery Backup, 10 Watts, ~1300 lumens)²
- EM5WT20** (Title 20 Compliant Battery Backup, 5 Watts, ~650 lumens)²
- EM10WT20** (Title 20 Compliant Battery Backup, 10 Watts, ~1300 lumens)²
- SM** (Surface Mount)
- BAA** (Buy American Act Compliant)

Notes

¹ Not all versions of this product may be DLC Premium qualified or DLC qualified. Please check the DLC Qualified Products List at www.designlights.org to confirm which versions are qualified.
² Lumens will change based on fixture selection. Consult with factory for additional options.

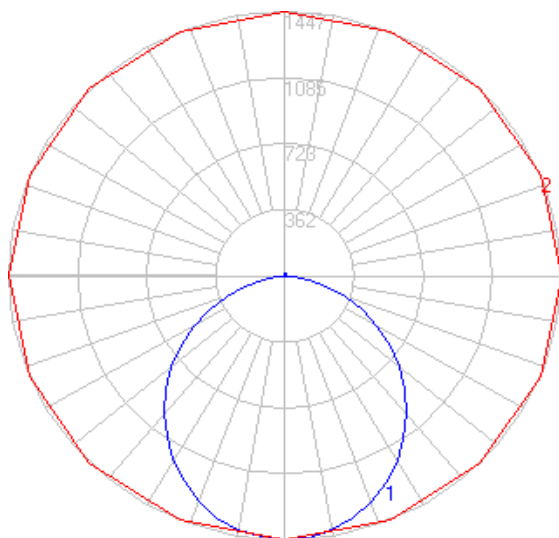
Photometric Data

L7424-30W-35K Tested in accordance to IESNA LM-79

Zonal Lumen Summary

Zone	Lumens	%Luminaire
0-10	112.18	3.12%
10-20	321.38	8.93%
20-30	487.38	13.55%
30-40	590.97	16.43%
40-50	619.42	17.22%
50-60	573.44	15.94%
60-70	465.59	12.94%
70-80	309.11	8.59%
80-90	111.39	3.09%
90-100	1.76	0.04%
100-110	0.87	0.02%
110-120	0.68	0.02%
120-130	0.67	0.02%
130-140	0.74	0.02%
140-150	0.69	0.02%
150-160	0.59	0.01%
160-170	0.46	0.01%
170-180	0.20	0.01%

Polar Graph




Physical Characteristics

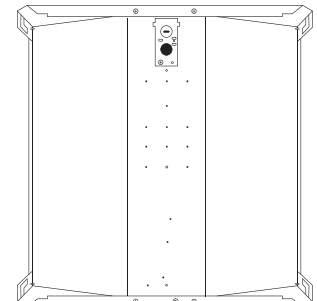
Dimensions

Version	Depth	Length	Width	Weight
2x2	3.75"	21.50"	23.00"	12lbs
2x4	3.75"	47.75"	23.87"	21lbs


Top View- 2x2



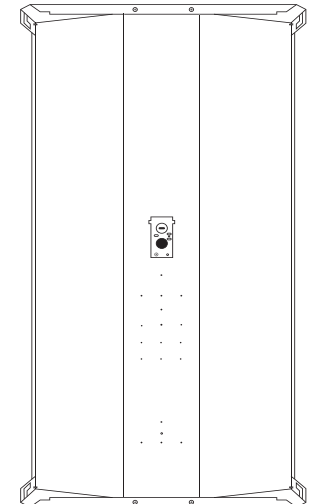
Bottom View- 2x2




Top View- 2x4



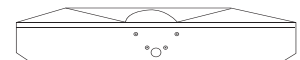
Bottom View- 2x4



Side View- 2x2



End View- 2x2 & 2x4



Side View- 2x4

