

Date:	Project:	Type:	Notes:	Catalog #:
-------	----------	-------	--------	------------

## L285-NCH SERIES LED Lensed Strip



The L285-NCH Series is a functional multi-purpose LED lensed strip kit that incorporates premium performance and construction durability.

### Features & Specifications

#### Applications

Ideal for use in warehouses, distribution centers, parking garages, covered parking, shops, utility rooms, stairwells, corridors, canopies and general lighting.

#### Construction

Housing made from die formed heavy gauge cold rolled steel and is finished with a post- production baked white powder coat. Frosted lens.

#### Mounting

Surface mount. Chain and cable mount ready. Cord and plug options offered.

#### Electrical

Utilizes high-efficiency LED power supply and circuit boards. 120-277V & 0-10V dimming standard. 480V option. 50/60HZ input frequency.

#### Operating Temperature

Suitable for -40°C – 50°C Ambient

#### Lumen Maintenance

L70 rating of 122,000 hours

#### Warranty

Five-year warranty. Terms and Conditions Apply. See warranty documentation for more information.

#### Certification

UL Damp Listed. Adheres to LM79, LM80 and TM21 industry standards. DesignLights Consortium® (DLC) qualified<sup>1</sup>. RoHS Compliant.

### Performance Data

Form Factor	Rated Wattage	Tested Wattage	Delivered Lumens	Efficacy	CRI
4FT	23W	23W	2,990 LM	130 LPW	>83
4FT	35W	35W	4,550 LM	130 LPW	>83
8FT	46W	46W	5,980 LM	130 LPW	>83
8FT	65W	65W	8,450 LM	130 LPW	>83



## Catalog Ordering

Sample Part # L28548-23W-50K-NCH-5

<b>L285</b>								
1	2	3	4	5	6	6	6	6

1 - Series	2 - Length in Inches/Wattage	3 - Color Temp (CCT)	4 - Type	5 - Version
<b>L285</b>	<b>48 - 23W</b> (4 Foot, 23 Watt) <b>48 - 35W</b> (4 Foot, 35 Watt) <b>96 - 46W</b> (8 Foot, 46 Watt) <b>96 - 65W</b> (8 Foot, 65 Watt)	<b>40K</b> (4000 Kelvin Temp) <b>50K</b> (5000 Kelvin Temp)	<b>NCH</b> (No Channel)	<b>5</b> (DLC Version 5.0)

### 6- Controls

**OS** (Occupancy Sensor)  
**PRGOS-LS** (Sensorswitch LSXR-ADC-3v Occ Sensor w/ Dimming Photocell)  
**PRGOS-LR** (IRTEC LRD509 Programmable Occ Sensor w/ Remote Control)

### 7- Options

**EM5W** (Battery Backup, 5 Watts, ~650 lumens)<sup>2</sup>  
**EM10W** (Battery Backup, 10 Watts, ~1300 lumens)<sup>2</sup>  
**EM5WT20** (Title 20 Compliant Battery Backup, 5 Watts, ~650 lumens)<sup>2</sup>  
**EM10WT20** (Title 20 Compliant Battery Backup, 10 Watts, ~1300 lumens)<sup>2</sup>  
**480SD** (480 Step-Down)  
**PLG** (6' SJT Cord & Plug)  
**10GL** (10' Loop w/ Gripple Hanging Kit)<sup>3</sup>  
**PP** (PowerPlus)  
**BAA** (Buy American Act Compliant)

## Notes

- 1 Not all versions of this product may be DLC Premium qualified or DLC qualified. Please check the DLC Qualified Products List at [www.designlights.org/](http://www.designlights.org/) to confirm which versions are qualified.
- 2 Lumens will change based on fixture selection. Consult with factory for additional options.
- 3 Mounting kit is manufactured by Gripple Inc.

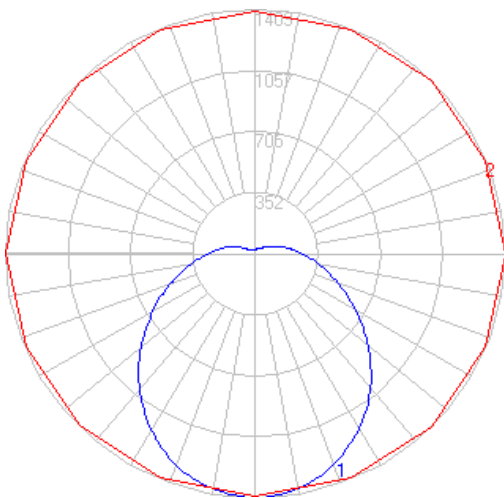
## Photometric Data

L28548-35W-50K-NCH Tested in accordance to IESNA LM-79

### Zonal Lumen Summary

Zone	Lumens	%Luminaire
0-10	132.70	2.63%
10-20	378.50	7.52%
20-30	569.74	11.31%
30-40	683.90	13.58%
40-50	711.93	14.14%
50-60	662.91	13.16%
60-70	561.39	11.15%
70-80	434.31	8.62%
80-90	312.66	6.21%
90-100	219.70	4.36%
100-110	150.13	2.98%
110-120	93.39	1.85%
120-130	51.43	1.02%
130-140	31.55	0.63%
140-150	20.54	0.41%
150-160	12.63	0.25%
160-170	6.88	0.13%
170-180	2.36	0.05%

### Polar Graph

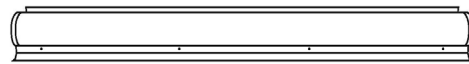


## Physical Characteristics

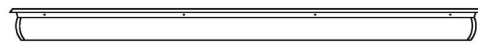
### Dimensions

Version	Depth	Length	Width	Weight
4FT	2.50"	48.0"	5.85"	7lbs
8FT	2.50"	96.0"	5.85"	14lbs


#### Top View



#### Side View



#### Side View



#### End View

