

Date:	Project:	Type:	Notes:	Catalog #:
-------	----------	-------	--------	------------

L1515 SERIES- By Mirus Lighting LED Square Canopy Fixture



The L1515 Series is a square shaped fixture that utilizes a light guide lens for soft, glare-free illumination. Suitable for surface mount and ideal for parking garages, canopies or any low bay applications.

Features & Specifications

Applications

Ideal for use in canopies, corridors, stairwells, strip malls, hospitality, multi-family, K-12 and higher education.

Construction

Housing made from die formed heavy gauge cold rolled steel and is finished with a post- production baked white anti-rust coat. High-efficiency, visual-comfort diffused lens.

Mounting

Surface mount. Cord and plug options offered.

Electrical

Utilizes high-efficiency LED power supply and circuit boards. 120-277V & 0-10V dimming standard. 50/60HZ input frequency.

Operating Temperature

Suitable for -40°C – 50°C Ambient

Lumen Maintenance

L70 rating of 246,000 hours

Warranty

Five-year warranty. Terms and Conditions Apply. See warranty documentation for more information.

Certification

ETL Listed. Adheres to LM79, LM80 and TM21 industry standards. DesignLights Consortium® (DLC) qualified¹. RoHS Compliant. IP65 & IP66 Rated.

Performance Data

Form Factor	Rated Wattage	Tested Wattage	Delivered Lumens at 50K	Efficacy	CRI
15" Square- MQ	14W	14.85W	1,665.30 LM	112.14 LPW	>80
15" Square- MQ	27W	25.73W	2,919.40 LM	113.46 LPW	>80
15" Square- MQ	34W	33.50W	3,758.50 LM	112.19 LPW	>80



Powered by



L1515								
1	2	3	4	5	6	6	6	6

1 - Series	2 - Wattage	3 - CRI & Color Temp (CCT)	4- Light Distribution
L1515	14W (14.85 Watts) 27W (25.73 Watts) 34W (33.50 Watts)	8-30K (80 CRI- 3000 Kelvin Temp) 8-40K (80 CRI- 4000 Kelvin Temp) 8-50K (80 CRI- 5000 Kelvin Temp)	MQ (Medium Light Distribution) ² WQ (Wide Light Distribution)

5- Controls

6- Options

S-PRGOS-FS ([Wattstopper FSP-211 Programmable Occ Sensor w/ Remote Control/ Integral and J-Box Mounted](#))

EMR (Emergency Battery Back-Up- Approx 660 lms) ³
PLG (6' SJT Cord & Plug)
EB (Electrical Extension Box)
BAA (Buy American Act Compliant)
PP (PowerPlus) ⁴

Notes

- 1 Not all versions of this product may be DLC Premium qualified or DLC qualified. Please check the DLC Qualified Products List at www.designlights.org/ to confirm which versions are qualified.
- 2 Special Order.
- 3 Lumens will change based on fixture selection. Consult with factory for additional options.
- 4 Electrical Extension box will be needed to accomodate PowerPlus module.

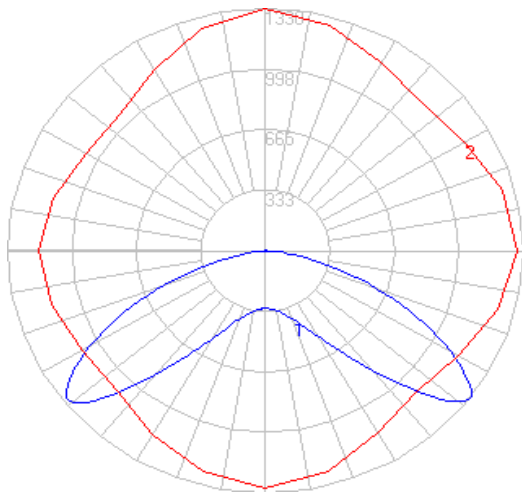
Photometric Data

L1515-34W-850K-WQ Tested in accordance to IESNA LM-79

Zonal Lumen Summary

Zone	Lumens	%Luminaire
0-10	31.15	0.82%
10-20	103.45	2.75%
20-30	213.96	5.68%
30-40	417.17	11.08%
40-50	769.10	20.42%
50-60	1015.20	26.96%
60-70	777.40	20.64%
70-80	360.40	9.57%
80-90	68.20	1.81%
90-100	1.49	0.03%
100-110	1.44	0.03%
110-120	1.72	0.04%
120-130	1.66	0.04%
130-140	1.42	0.03%
140-150	1.01	0.02%
150-160	0.53	0.01%

Polar Graph




Physical Characteristics

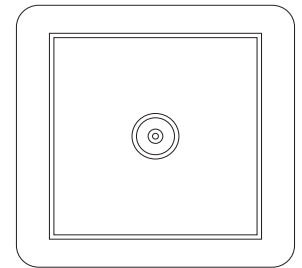
Dimensions

Version	Depth	Length	Width	Weight
15" Square	1.89"	15.04"	15.04"	9lbs

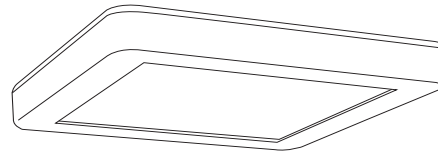
Front View- Standard



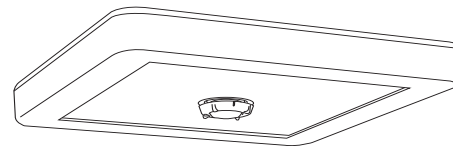
Front View- w/ Sensor



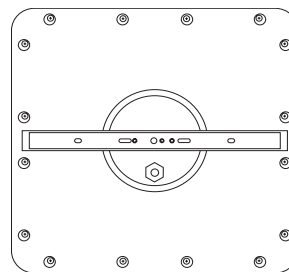
Side View- Standard



Side View- w/ Sensor



Back View



Options

PRGOS-FS (Wattstopper FSP-211 Programmable Occ Sensor)



EB (Electrical Extension Box)

